

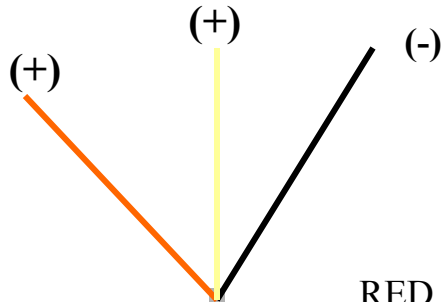


Sentinel Wireless air sensor

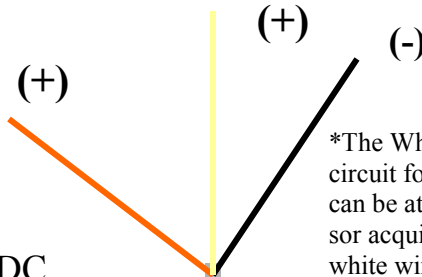
Installation guide

SAS-W04-I14-PS (single height valve)

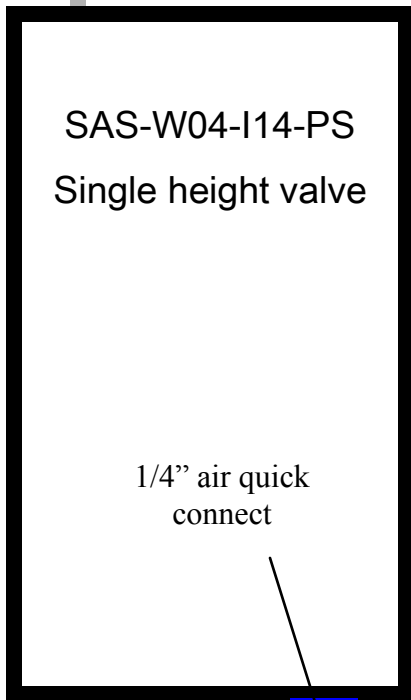
SAS-WD4-I14-PS (dual height valve)



RED - 12v-36v DC
BLACK - GROUND
*WHITE - 12v - 36v DC

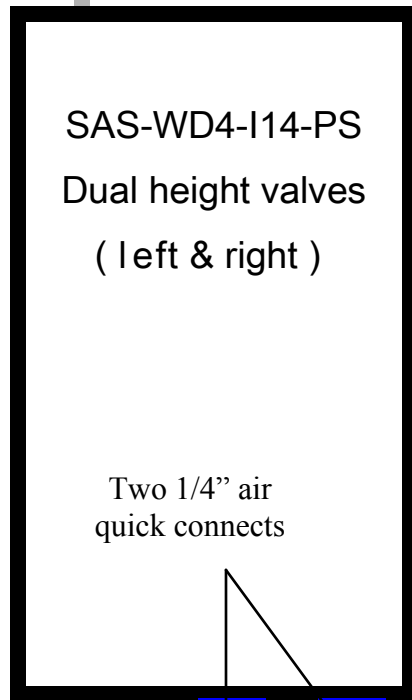


*The White wire activates the "Acquire" circuit for sensor acquire. White and Red can be attached together for full time sensor acquire. It is recommended that the white wire be connected to a "switched" (on/off) circuit such as tail-lights, backup lights, running lights etc. when multiple units are equipped to avoid acquiring sensors attached to units other than the one needed.



SAS-W04-I14-PS
Single height valve

1/4" air quick connect



SAS-WD4-I14-PS
Dual height valves
(left & right)

Two 1/4" air quick connects

1/4" air line to suspension air "T" between height valve and bags

1/4" air lines to dual suspension air "T" between height valves (2) and bags for left and right side attach left or right to either air quick connect

